



Whanganui Regional
Health Network

Incorporated as a Charitable Trust under the Charitable Trust Act 1957



WHANGANUI
DISTRICT HEALTH BOARD

Te Poari Hauora o Whanganui

Health Round Table Workshop Integrated Care – Clinical Governance

Jude MacDonald, CE

Whanganui Regional Health Network

Clinical Governance's Role in Integrated Care

- Systemic approach to maintaining and improving the quality of patient care
- Its all about relationships- the stronger the clinical relationship is the smoother the patient journey
- Create a 'safe' environment to raise issues within a clinical context that benefit from a system lens
- “ Many positive actions that happen are derived from spontaneous robust discussion and debate” (JMCM)
- **Relationships + Infrastructure = Opportunity**

Chronic Kidney Disease (CKD)



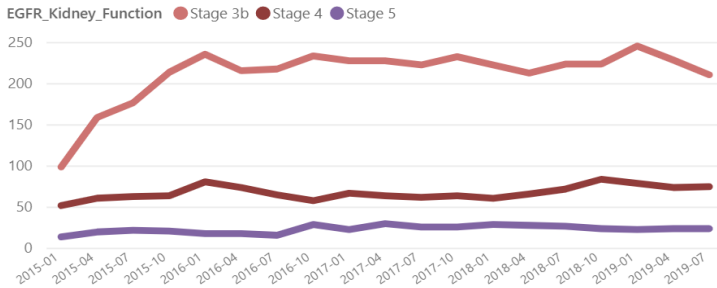
- Rising incidence of CKD district wide is identified as a significant local health issue
- International studies supported sub optimal primary care clinicians understanding, awareness and management CKD
- Step one- consumer feedback
- Step two- risk stratification to understand prevalence
- Data base co-designed with clinicians and data analysts

Clinical Outcomes

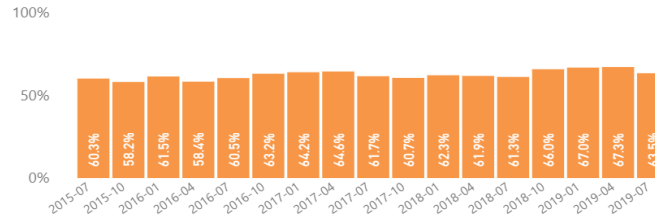


WHANGANUI

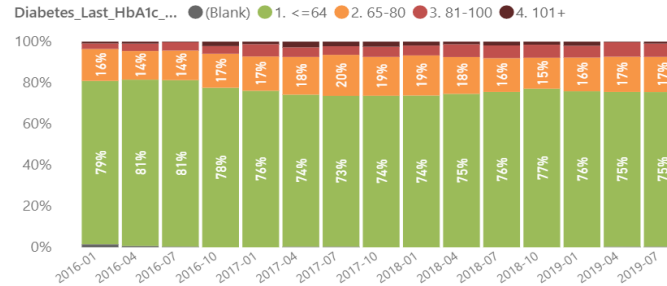
eGFR Indicated CKD Volumes



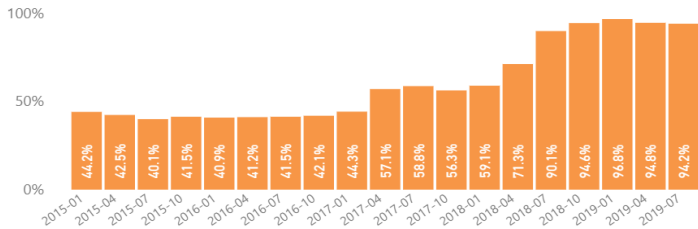
Prescribed ACE/ARB in last 6 months



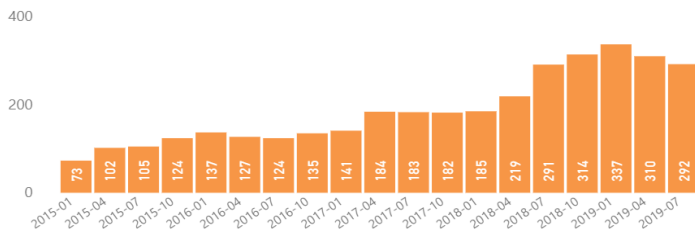
Diabetic HbA1c Control (Diabetic Patients Only)



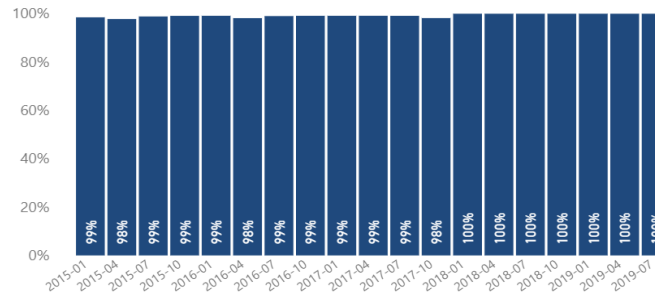
GP Coded vs eGFR Indicated Rates (%)



GP coded CKD Volumes



CVD Risk Assessment Completed (eligible for CVDR only)



Filters Section

Practice

- Select all
- Aramoho
- Bulls

Ethnicity

- Select all
- Maori
- Other
- Pacific

GP

- Select all
- Bulls Medical Centre
- Dr Andrew Zimmerman

Age

- Select all
- 25-29 yrs
- 30-34 yrs
- 35-39 yrs
- 40-44 yrs
- 45-49 yrs
- 50-54 yrs
- 55-59 yrs
- 60-64 yrs
- 65-69 yrs

Kidney Function

- Select all
- (Blank)
- Stage 1
- Stage 2
- Stage 3a
- Stage 3b
- Stage 4
- Stage 5

ACE/ARB 6/12

- Select all
- Checked
- Not Checked

ACE/ARB in 6/12

- Select all
- ACE/ARB in 6/12
- No ACE ARB

BP 140/90+

- Select all
- High BP
- No BP Data
- Normal BP

Diabetic?

- (Blank)
- Diabetic Dx

Triple Whammy 12/12

- Select all
- Last 12mo (excl last ...
- Last 6 months
- No Triple Whammy

WRHN Chronic Kidney Disease Dashboard

The System Must support Equity

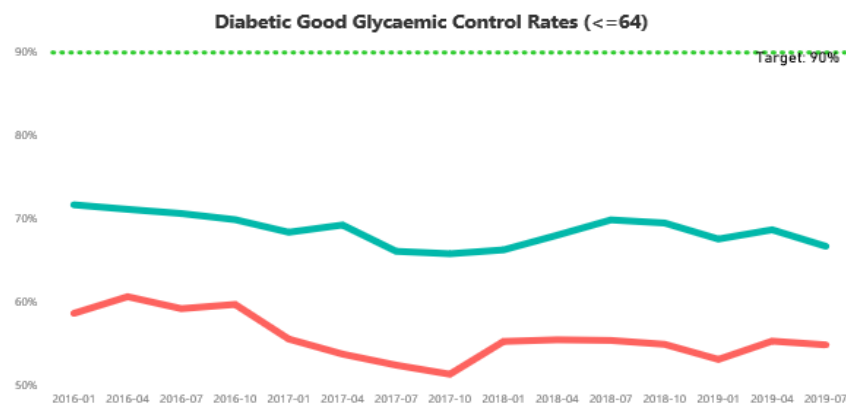
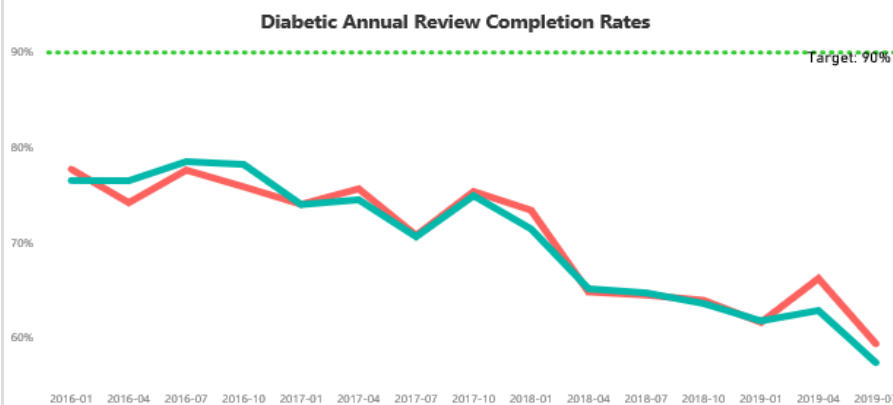
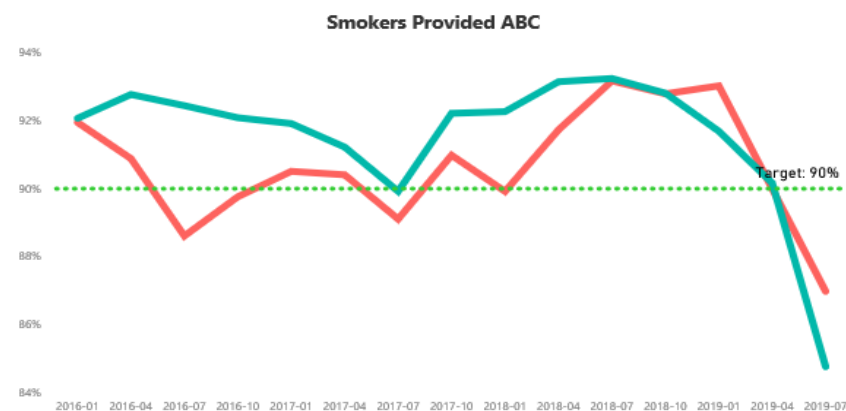
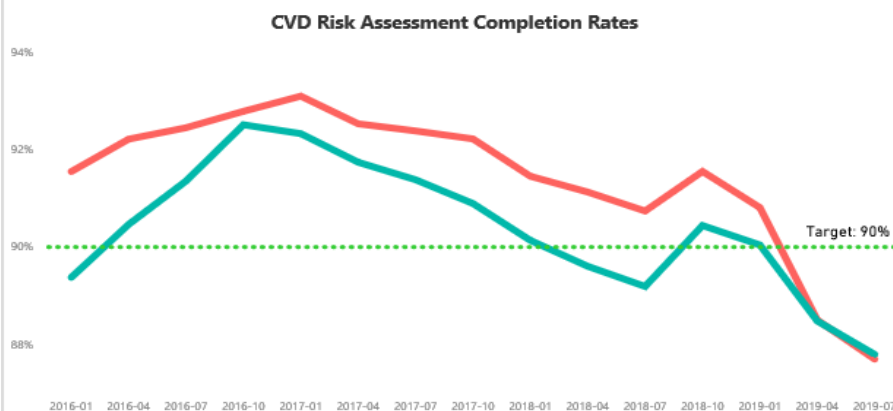


- “ *Share power authentically with structurally oppressed groups and promote indigenous peoples’ self determination*” Rhys Jones
- Equity at the heart of our system
- CGG provides a framework for delivery of equitable outcomes for Maori ie; are the right people presenting /rate of prescribing / hypertension meds / gout etc etc
- Measure everything from an equity lens

Equity KPIs



WRHN KPI Dashboard - Equity Comparison




Definition: These are the Overall WRHN charts from the four respective dashboards with a focus on **Equity** between **Maori** and **Non-Maori**

Acute Demand Programme of Change

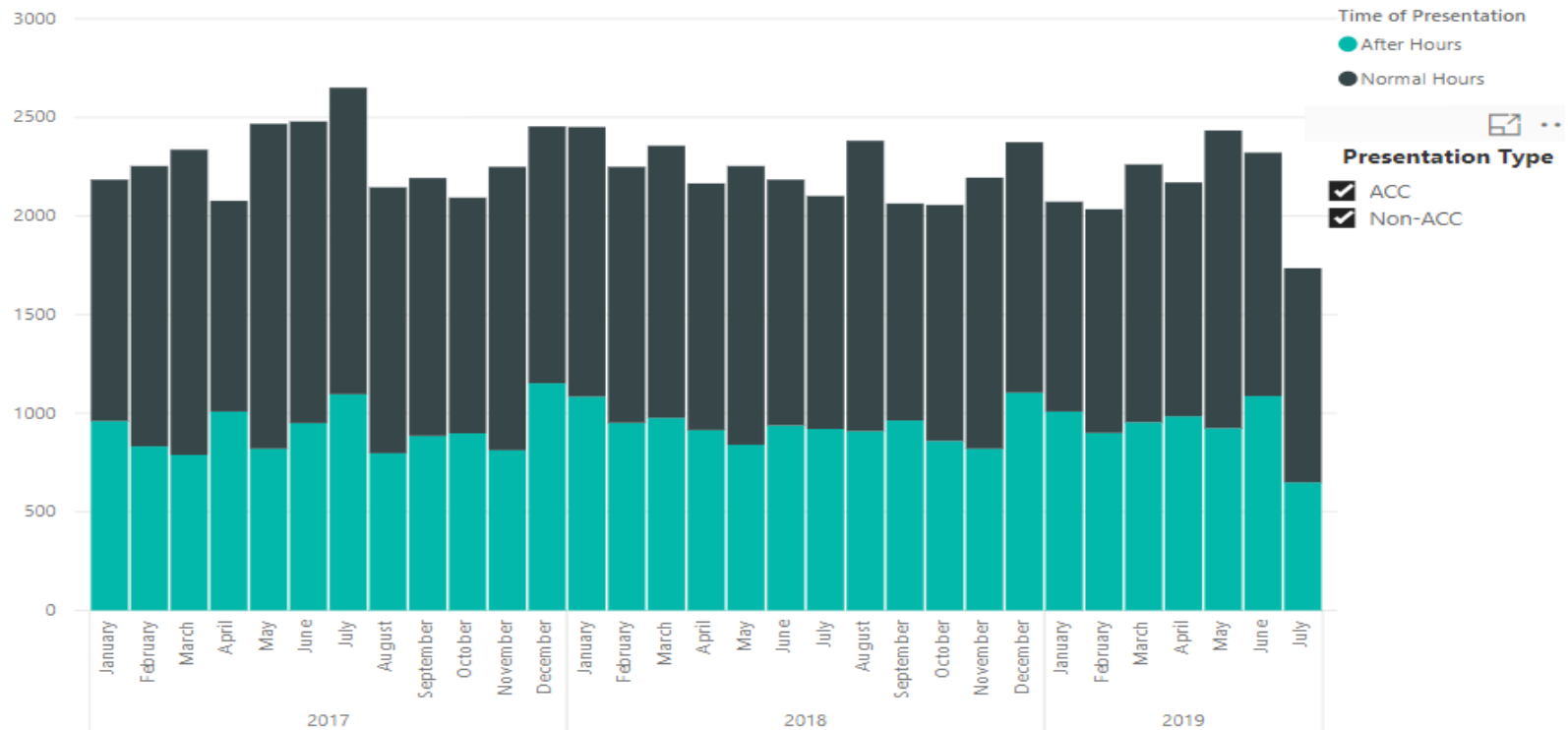


- Big Data shaped discussion and enabler for buy-in
- Hospital Front door a focus
- Older persons vs Tamariki
- HRT Benchmark data influenced by model
- Social determinants impact
- Access to general practice
- System congested – Primary / WAM/ ED Hospital

Urgent care / General Practice



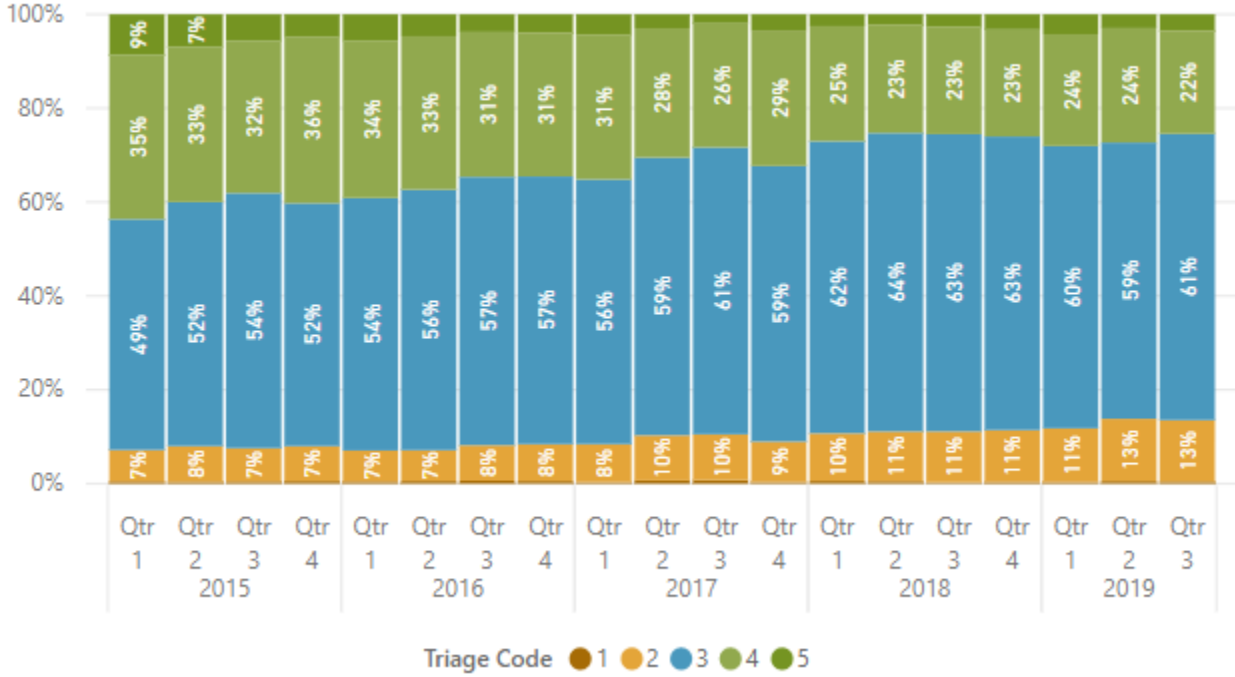
Overall WAM Attendance Volumes by Date



ED /WAM Hospital Front Door



ED Distribution by Triage and Date



What More Needs to Be Done ?



1. Change the way the system works by realignment of expectations, processes and culture
2. Build capability (business and process talent as well as clinical champions)
3. Delve into the data detail and seek to understand drivers for why we are achieving some of the results
4. Keep patient and whanau at the centre of all decisions